

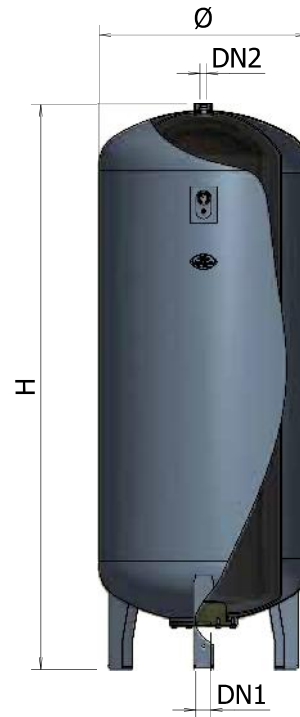


# AF-CE

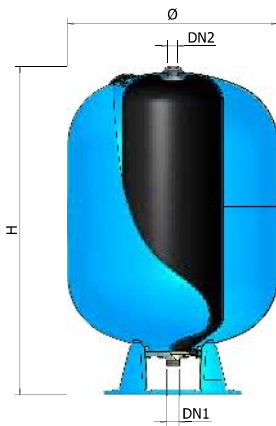
## REPLACEABLE BLADDER AUTOCLAVES FOR SANITARY WATER

(35 - 500 LITRES)


### AFV 500 16 BAR



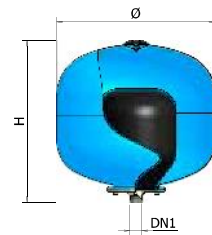
### AFV 50 - 500



### AFH 50 - 300



### AF35



CE certified product

For drinking water

For pressurisation systems

The AF series replaceable bladder tanks are suitable for most residential and industrial installations where considerable water capacities are required. The standard version supplied is 10 bar. CE certified, the AF series autoclaves are also available in customized versions in compliance with the most important international standards. The horizontal version is equipped with an universal engine support bracket to allow the pump to be fastened directly above the tank. Valve and gauge supplied on request.

Galvanized version available from 60 to 500 litres (see page 18)

#### Characteristics:

- Working temperature: -10° / +99°C.
- Alimentary tested EPDM rubber bladder, with elastic characteristics to enable total expansion inside the tank to ensure the best performance and longer product life cycle.
- Epoxy powder paint with long duration for better protection against atmospheric agents, Blue.  
Model AFV 500 16 Bar, solvent-based paint, grey.
- Water and air completely separate.
- Water completely separate from metal parts of the tank.

#### Reference standard:

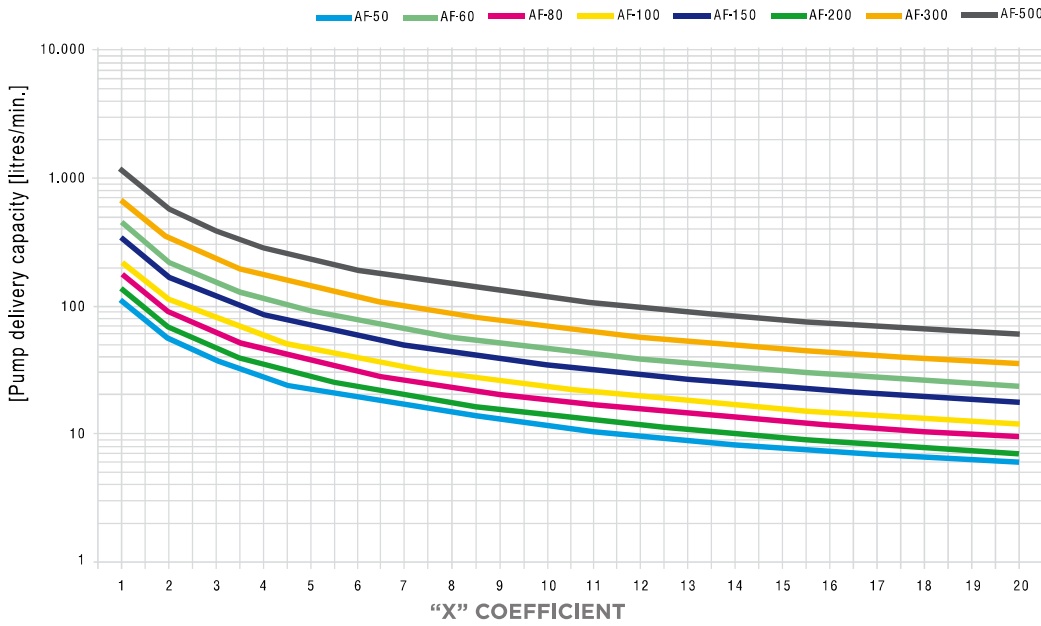
- Declaration of conformity to essential safety requirements specified in Directive 97/23/EC (PED).

**WARRANTY: 2 YEARS**

**DIMENSIONS**

MODEL	CODE	LITRES	Ppre bar	Pmax bar	max °C	mm	mm	mm	DN1	DN2	mm	NOTES
AF 35 CE	A032L31	35	1,5	10	+99°C	400	400	-	1"	-	410 x 410 x 410	
AFV 50 CE	A032L34	50	1,5	10	+99°C	400	600	-	1"	-	410 x 410 x 610	
AFV 60 CE	A032L35	60	1,5	10	+99°C	400	750	765	1"	1/2"F 3/4"M	410 x 410 x 760	
AFV 80 CE	A032L37	80	1,5	10	+99°C	400	815	970	1"	1/2"F 3/4"M	410 x 410 x 860	
AFV 100 CE	A032L38	100	1,5	10	+99°C	500	805	-	1"	1/2"F 3/4"M	510 x 510 x 830	
AFV 150 CE	A032L43	150	1,5	10	+99°C	500	1030	-	1 1/4"	1/2"F 3/4"M	510 x 510 x 1040	
AFV 200 CE	A032L47	200	1,5	10	+99°C	600	1065	-	1 1/4"	1/2"F 3/4"M	610 x 610 x 1110	
AFV 300 CE	A032L51	300	1,5	10	+99°C	650	1270	-	1 1/4"	1/2"F 3/4"M	660 x 660 x 1290	
AFV 500 CE	A032L55	500	1,5	10	+99°C	775	1420	-	1 1/4"	1/2"F 3/4"M	785 x 785 x 1440	
AFH 50 CE	A042L34	50	1,5	10	+99°C	400	425	515	1"	-	410 x 530 x 440	
AFH 60 CE	A042L35	60	1,5	10	+99°C	400	480	675	1"	1/2"F 3/4"M	410 x 685 x 490	
AFH 80 CE	A042L37	80	1,5	10	+99°C	400	480	720	1"	1/2"F 3/4"M	410 x 775 x 490	
AFH 100 CE	A042L38	100	1,5	10	+99°C	500	585	1130	1"	1/2"F 3/4"M	510 x 730 x 600	
AFH 200 CE	A042L47	200	1,5	10	+99°C	600	665	-	1 1/4"	1/2"F 3/4"M	610 x 950 x 680	
AFH 300 CE	A042L51	300	1,5	10	+99°C	650	705	-	1 1/4"	1/2"F 3/4"M	660 x 1140 x 720	
AFV 100/16 CE	A032R38	100	1,5	16	+99°C	500	805	-	1"	1/2"F 3/4"M	510 x 510 x 830	
AFV 200/16 CE	A032R47	200	1,5	16	+99°C	600	1065	-	1 1/4"	1/2"F 3/4"M	610 x 619 x 1110	
AFV 300/16 CE	A032R51	300	1,5	16	+99°C	650	1270	-	1 1/4"	1/2"F 3/4"M	660 x 660 x 1290	
AFV 500/16 CE	A032R55	500	2,5	16	+99°C	650	1865	-	G 2"	1/2"F 3/4"M	-	

**Bladder accumulator selection chart**



To make sizing easier, a chart has been drawn up to select the most appropriate accumulator according to both working pressure and delivery criteria. Note that the chart is based on the following hypothesis: standard precharge and 15 pump starts per hour (see p. 27 to identify the "X" coefficient)

Maximum delivery capacity of the pump [litres/min.]	$\Delta p$ System working pressure											
	1,5 - 3,0			2,0 - 3,5			2,5 - 4,0			2,5 - 4,0		
	Number of pump starts per hour											
	15	8	5	15	8	5	15	8	5	15	8	5
10		50	60	35	50	100	50	100	150	35	50	80
20	50	80	150	60	100	200	100	200	300	50	100	200
25	60	100	150	80	150	250	150	250	300	80	150	250
40	100	200	250	150	250	500	200	300	500	100	250	300
45	100	200	300	150	200	500	250	500	-	150	250	500
55	150	250	300	200	300	500	300	500	-	150	300	500
75	200	300	500	250	500	-	300	-	-	200	500	-
95	200	500	-	300	500	-	500	-	-	300	500	-
115	250	500	-	500	-	-	500	-	-	300	-	-
150	300	-	-	500	-	-	-	-	-	500	-	-
200	500	-	-	-	-	-	-	-	-	-	-	-